


NOTICE: THIS MATERIAL MAY BE PROTECTED BY COPYRIGHT LAW
(TITLE 17. U.S. CODE)

Bucknell University Interlibrary Loan

ILLiad TN:  *36314*

Borrower: SUS

Lending String: *PBU,UPM,UPM,NHM,UCW

Patron: Persons, Matt

Journal Title: The Journal of arachnology.

Volume: 24 **Issue:**

Month/Year: 1996 **Pages:** 76-eoa

Article Author:

Article Title: Wolf spiders vary patch residence time in the presence of chemical cues from prey / Persons et al.

Imprint: [Lubbock, Tex.] American Arachnological

ILL Number: 

5752386

Call #:

Location:

ARIEL



Maxcost: \$20001EM

Shipping Address:

Blough-Wels Library
Susquehanna University

514 Univ. Ave.

Selinsgrove, PA 17870-1050

IDS# 173

Fax: (570) 372-4310

Arieli: 192.70.186.202

4/17

RESEARCH NOTE

WOLF SPIDERS VARY PATCH RESIDENCE TIME
IN THE PRESENCE OF CHEMICAL CUES FROM PREY
(ARANEAE, LYCOSIDAE)

Foraging efficiency of 'sit-and-wait' predators is an important influence on animal fitness (Stephens & Krebs 1986). It is suggested that the decision of how long to stay in a foraging patch before moving to another (patch residence time) will affect energy intake rates and may contribute to fitness (Morse & Fritz 1982).

Many studies have sought to identify the proximal cues spiders use to determine both the choice of foraging patches (Kronk & Riechert 1979; Cady 1984; Morse & Fritz 1982; Riechert 1985; Pasquet et al. 1994) and the duration of time spent in a patch (Turnbull 1964; Janetos 1982; Greenstone 1983). Both environmental factors such as temperature (Riechert 1985), humidity (Cady 1984), and vegetation structure (Morse & Fritz 1982; Lesar & Unzicker 1978) as well as factors that relate to prey abundance (Turnbull 1964; Riechert 1976; Gillespie 1981), hunger (Turnbull 1964; Wise 1975), and perceptual cues (Lizotte & Rovner 1988; Morse 1993; Persons & Uetz in press) have been shown to affect patch choice and/or residence time.

Chemical cues, although well-known to be important components of courtship communication for many species of wolf spiders (Kaston 1936; Hegdekar & Donale 1969; Tietjen 1979; Rovner 1991), have never been demonstrated to be an important component of foraging decisions with respect to patch residence time. The presence of chemosensory hairs on the male pedipalps has been mapped and related to microhabitat preferences of spiders (Tietjen & Rovner 1980). Some experiments have demonstrated that male *Schizocosa salinarix* (Hentz 1844) and *S. ocreata* (Hentz 1844) may be capable of responding to airborne pheromones (Tietjen 1979). Whether or not spiders use chemical cues within a foraging context is not known. The data presented here examine whether adult female *S. ocreata* use the substratum-borne chemical cues of prey to modify the duration of time spent in a foraging patch.

Twenty immature female *S. ocreata* wolf spiders were caught in September of 1994 at the Cincinnati Nature Center, Clermont County, Ohio. Each spider was housed in its own container, provided water *ad libitum*, and fed three one-week old crickets every four days to standardize hunger level for testing. Spiders were allowed to mature while being maintained on a plaster of Paris substratum at room temperature (23–25 °C) and stable humidity with a 12:12 L:D photoperiod.

Two differently treated substrata were compared for effects on patch residence time; each substratum consisted of a sheet of copy paper 20 cm in diameter. For the experimental treatment, 100 one-week old crickets were allowed to walk on the paper for a 30 min interval. For the control treatment, a clean sheet of paper was used.

The test apparatus consisted of two containers made of white foam-core board. Each container housed two round chambers (Fig. 1). One chamber served as a neutral chamber into which the spider was introduced, and the other chamber contained either the control paper or the substratum that crickets walked upon. Each spider was tested under both treatments in random order.

An experimental trial consisted of a single spider introduced into the neutral (no test substratum) chamber under a clear plastic vial.

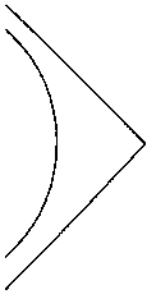


Figure 1.—The apparatus used for the experiment. A neutral chamber is either permeable to crickets (control) and allowed to be used by the spider. Spiders are placed in the chamber and allowed to acclimate for 5 min before the final visit into the chamber.

After a five min acclimation period, the spider was removed and the chamber was cleaned. The spider was then placed in the chamber and allowed to acclimate for 5 min before the final visit into the chamber.

The final visit into the chamber was recorded by draglines of the spider. A net was used to capture the spider from above. After a five min acclimation period, the spider was removed and the chamber was cleaned. The spider was then placed in the chamber and allowed to acclimate for 5 min before the final visit into the chamber.

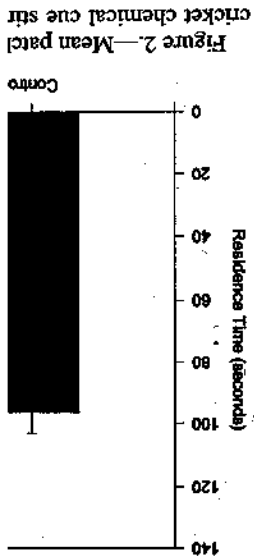


Figure 2.—Mean patch residence time (seconds) for spiders in the neutral chamber (no test substratum) and the chamber with cricket chemical cue.

TIME FROM PREY

able of responding
es (Tietjen 1979).
use chemical cues
t is not known. The
ine whether adult fe-
re substratum-borne
modify the duration
g patch.

ale *S. ocreata* wolf
eptember of 1994 at
ater, Clermont Coun-
s housed in its own
: *ad libitum*, and fed
cets every four days
el for testing. Spiders
while being main-
s substratum at room
and stable humidity
eriod.

substrata were com-
residence time; each
sheet of copy paper
e experimental treat-
crickets were allowed
r a 30 min interval.
a clean sheet of pa-

nsisted of two con-
am-core board. Each
ound chambers (Fig.
as a neutral chamber
s introduced, and the
either the control pa-
hat crickets walked
sted under both treat-

consisted of a single
neutral (no test sub-
a clear plastic vial.

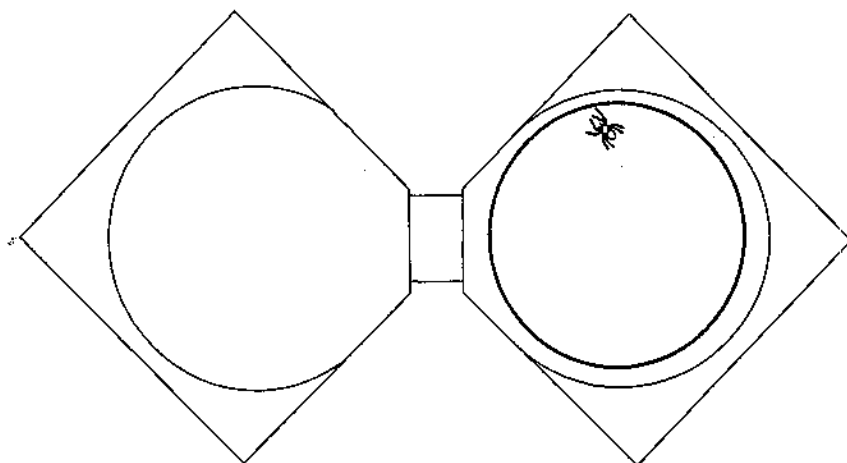


Figure 1.—The artificial foraging environment used for spider testing. Each apparatus consists of two chambers: a neutral chamber and a chemical stimulus chamber. The stimulus chamber contains a circular disk that is either permeated with prey-produced chemical stimuli or serves as a control disk without such stimuli. Spiders are placed in the 'neutral' chamber prior to each experiment (spider shown in stimulus chamber) and allowed to move freely between the two chambers after a five minute acclimation period.

After a five min acclimation period, the vial was removed and the spider was allowed to enter and exit the single treatment chamber freely for a 30 min time period. Each trial was videotaped from above and duration and number of chamber visits was determined by videotape analysis. A new paper disk was used for each 30 min trial to reduce any effect produced by draglines of previous spiders introduced to the chambers.

The final visit into a treatment chamber was

omitted if the spider was in the chamber when the trial time had expired. All 20 spiders visited each treatment chamber at least three times and were used in the analysis.

Before analysis, patch residence time was natural log (ln) transformed to conform to ANOVA assumptions of normality. A fully crossed mixed model two-way ANOVA was used to analyze the variation in duration of patch visits. Patch residence time was tested using individual spider (random effect) and substratum-cue (fixed effect) as factors. *F*-values were adjusted using the appropriate mean squares ratio for a mixed model design.

Spiders spent significantly longer periods of time on substrata that crickets had walked on previously (mean = 126.2 sec; SE = 8.59) over substrata that lacked prey chemical cues (adjusted $F_{1, 19} = 13.31$; $0.001 < P < 0.005$) (mean = 96.4 sec; SE = 6.86) (Fig. 2). There were significant differences between individual spiders with respect to patch residence time ($F_{19, 302} = 6.29$; $P < 0.001$), but no significant interaction between individual spiders and substratum type ($F_{19, 302} = 1.29$; $P > 0.05$).

These wolf spiders have the ability to perceive chemicals left by prey. Although the video recording did not allow for close study of the precise behavioral responses to the chemical cues, it was apparent that the high

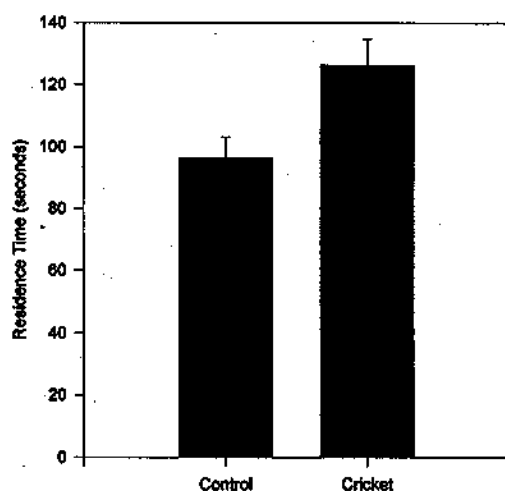


Figure 2.—Mean patch residence times (\pm SE) by cricket chemical cue stimulus. ($n = 20$).

partial fulfillment of
S. and Ph.D. degrees
at the University of
Bruce Jayne, David
di Shann for various
arch. We are grateful
, K. Delaney and K.
with collecting and
cell as their numerous
t. We also thank M.
or their helpful com-

E CITED

- habitat selection and lo-
vizocosa ocreata (Wal-
sidae). *J. Arachnol.*, 11:
- Wang, 1973. Morphol-
Chemoreceptors. *Tissue*
- e quest for prey by the
urobius similis (Black-
953-954.
- ic foraging strategies of
us audax). *Ecology*, 59:
- Site-specificity and site
er: a serological dietary
79-83.
1977. Observations on
ufflo (Araneida: Dictyni-
. *J. Comp. Physiol.*, 119:
- ondale. 1969 A contact
e response parameters in
n *J. Zool.*, 47:1-4.
- gting tactics of two guilds
Behav. Ecol. Sociobiol.,
- senses involved in the
bond spiders. *Entomol.*
- on chemosensitive hairs
eae, Lycosidae) by scan-
y. *Zool. Scripta*, 8:279-
- chert. 1979. Parameters
ice of a desert wolf spi-
hamberlin & Ivie. *J. Ar-*
- ker. 1978. Life history,
nces of *Tetragnatha lan-*
ol., 7:879-884.
- er. 1988. Nocturnal cap-
sid spiders: visual versus
. *Behav.*, 36:1809-1815.
osing hunting sites with
- little information: Patch-choice responses of crab
spiders to distant cues. *Behav. Ecol.*, 4:61-65.
- Morse, D. H. & R. S. Fritz. 1982. Experimental
and observational studies of patch-choice at dif-
ferent scales by the crab spider *Misumena vatia*.
Ecology, 63:172-182.
- Pasquet, A., A. Ridwan & R. Leborgne. 1994.
Presence of potential prey affects web-building
in an orb-weaving spider *Zygiella x-notata*.
Anim. Behav., 47:477-480.
- Persons, M. H. & G. W. Uetz. In press. The influ-
ence of sensory information on patch residence
time in wolf spiders (Araneae: Lycosidae). *Anim.*
Behav.
- Riechert, S. E. 1976. Web-site selection in the des-
ert spider *Agelenopsis aperta*. *Oikos*, 27:311-
315.
- Riechert, S. E. 1985. Decisions in multiple goal
contexts: habitat selection of the spider, *Agelen-*
opsis aperta (Gertsch). *Z. Tierpsychol.*, 70:53-
69.
- Riechert, S. E. & R. G. Gillespie. 1986. Habitat
choice and utilization in web-building spiders.
Pp. 23-48, *In Spiders: webs, behavior, and evo-*
lution (W. A. Shear, ed.). Stanford Univ. Press,
Stanford, California.
- Rovner, J. S. 1991. Turning behaviour during pher-
omone-stimulated courtship in wolf spiders.
Anim. Behav., 42:1015-1016.
- Tietjen, W. J. 1979. Is the sex pheromone of *Ly-*
cosa rabida deposited on a substratum? *J. Ar-*
achnol., 7:207-212.
- Tietjen, W. J. & J. S. Rovner. 1980. Physico-chem-
ical trail-following behaviour in two species of
wolf spiders: sensory and etho-ecological con-
comitants. *Anim. Behav.*, 28:735-741.
- Turnbull, A. L. 1964. The search for prey by a
web-building spider, *Achaearanea tepidariorum*
(C. L. Koch) (Araneae: Theridiidae). *Canadian*
Entomol., 96:568-579.
- Vasconcellos-Neto, J. & T. M. Lewinsohn. 1984.
Discrimination and release of unpalatable butter-
flies by *Nephila clavipes*, a neotropical orb-
weaving spider. *Ecol. Entomol.*, 9:337-344.
- Stephens, D. W. & J. R. Krebs. 1986. *Foraging*
Theory. Princeton Univ. Press, Princeton, New
Jersey.
- Wise, D. H. 1975. Food limitation of the spider
Linyphia marginata: Experimental field studies.
Ecology, 56:637-646.

Matthew H. Persons and George W. Uetz:
Department of Biological Sciences, ML
0006 University of Cincinnati, Cincinnati,
Ohio 45221 USA

Manuscript received 28 July 1995, revised 4 No-
vember 1995.